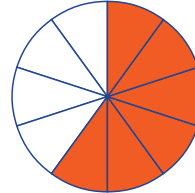



# Decimals, percent and interest

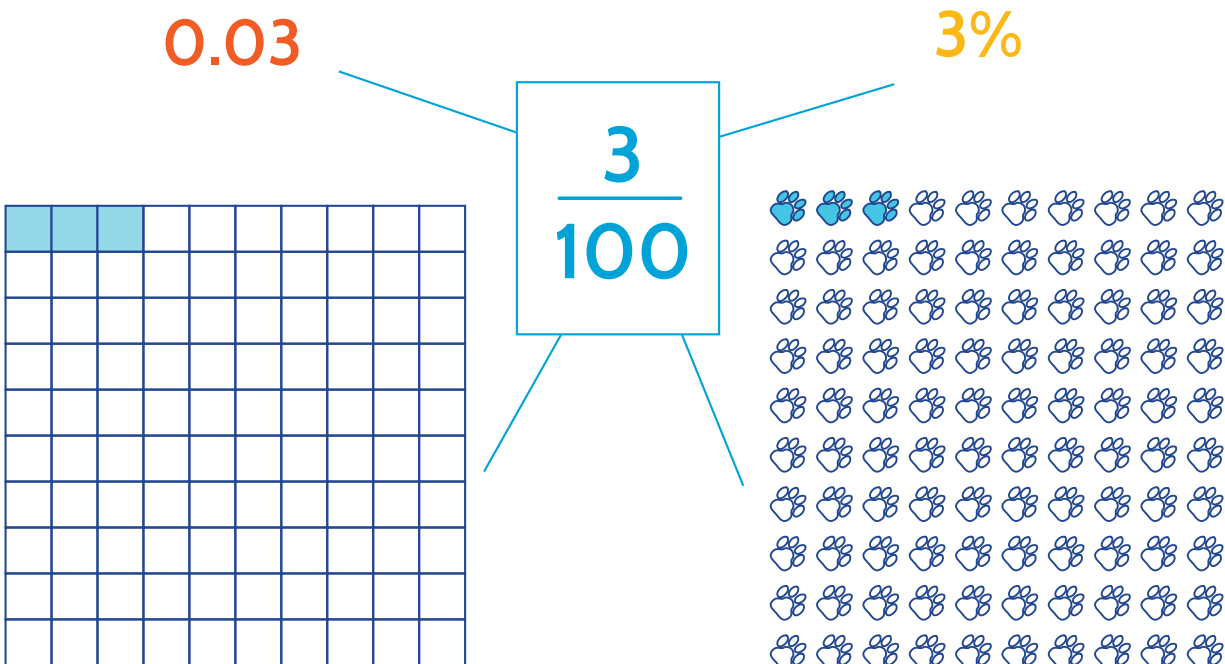
**A.** Decimals can be a tricky concept. The numbers we use everyday are decimal numbers. A decimal means “a tenth” because every number can be split up into 10 smaller numbers. A decimal number is used to show a value smaller than one. It looks like a number followed by a decimal point and another number. The numbers after the decimal point show a value smaller than one.

Example: 45.6 (forty-five point six) is a decimal number.

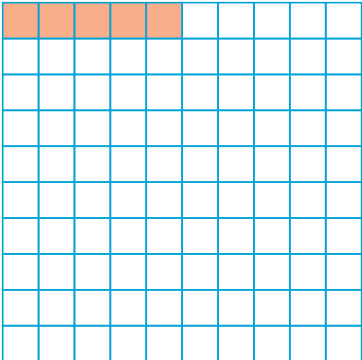


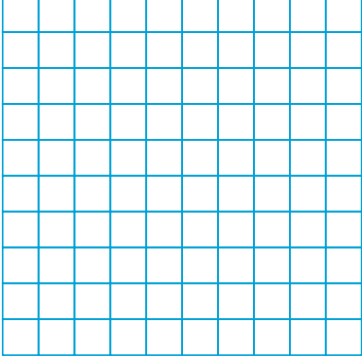
$$45.6 = 40 + 5 + 0.6$$



The easiest way to think of any percentage is to start with the number 100. That’s because a percent is 1 part of every 100. To turn a percentage into a decimal number, divide it by 100. To turn a decimal into a percentage, multiply it by 100. Take a look at the 100’s Chart below:



Now you try it!

Out of 100	Decimal	Percent	Colour it
5/100	$5 \div 100$ $= 0.05$	$0.05 \times 100$ $= 5\%$	
30/100			
75/100			
50/100			

B. Percent and Interest. Here is some play money! Cut them out and draw your own picture on them - they are yours! Now put them in the "Bank of Caregiver" (see the envelope below) and see how much interest you can accumulate in a month. It will be "Bank of Caregiver's" responsibility to automatically add real interest to your fake money!

